



LIFEPAK CR® Plus and LIFEPAK EXPRESS® Defibrillators

User's Checklist

Year:


Unit Serial Number:

Location:

MONTH
DATE
INITIALS




| | | | | | | | | | | | | | | | | | | | | | | |
|--|--|--|--|--|--|--|--|--|--|--|--|--|--|--|--|--|--|--|--|--|--|--|
| | | | | | | | | | | | | | | | | | | | | | | |
| | | | | | | | | | | | | | | | | | | | | | | |
| | | | | | | | | | | | | | | | | | | | | | | |

Instruction and Recommended Corrective Action

| | | | | | | | | | | | | | | | | | | | | | | |
|--|--|--|--|--|--|--|--|--|--|--|--|--|--|--|--|--|--|--|--|--|--|--|
| Check defibrillator for damage or foreign substances. | | | | | | | | | | | | | | | | | | | | | | |
|  is visible on readiness display. If not, refer to Troubleshooting Table. | | | | | | | | | | | | | | | | | | | | | | |
| Note use by date of electrode pads: _____ | | | | | | | | | | | | | | | | | | | | | | |
| Extra set of electrode pads stored with AED (optional). Note use by date of electrode pads: _____ | | | | | | | | | | | | | | | | | | | | | | |
| Infant/Child electrode pads* stored with AED (optional). Use by date: _____ | | | | | | | | | | | | | | | | | | | | | | |
| Resuscitation Kit containing: disposable gloves, face mask, trauma scissors and razor stored with AED. | | | | | | | | | | | | | | | | | | | | | | |
| Other resuscitation equipment stored with AED: _____ _____ | | | | | | | | | | | | | | | | | | | | | | |

* The LIFEPAK CR Plus AED may be used on children up to 8 years old or 25kg (55 lbs) only with the Infant/Child Reduced Energy Defibrillation Electrodes.

Troubleshooting Readiness Display

| | |
|--|--|
|  CHARGE-PAK™ charger and electrode pads need to be replaced OR CHARGE-PAK charger is not installed. | Use AED if needed. |
|  Service needed. | Attempt to use AED in an emergency. If AED is inoperable, retrieve another AED if possible and continue CPR until EMS arrives. |
|  Internal battery not fully charged. | Verify CHARGE-PAK charger is installed. If CHARGE-PAK charger installed use unit if needed. |

NOTE: If corrective action is needed leave box unchecked, complete troubleshooting log, and notify: _____.

Troubleshooting Log

| Date/Time | Action Taken |
|-----------|--------------|
| | |
| | |
| | |
| | |
| | |
| | |
| | |
| | |
| | |
| | |
| | |
| | |
| | |
| | |
| | |
| | |
| | |
| | |
| | |
| | |
| | |

Signature Log

| Initials | Print Full Name |
|----------|-----------------|
| | |
| | |
| | |

| Initials | Print Full Name |
|----------|-----------------|
| | |
| | |
| | |