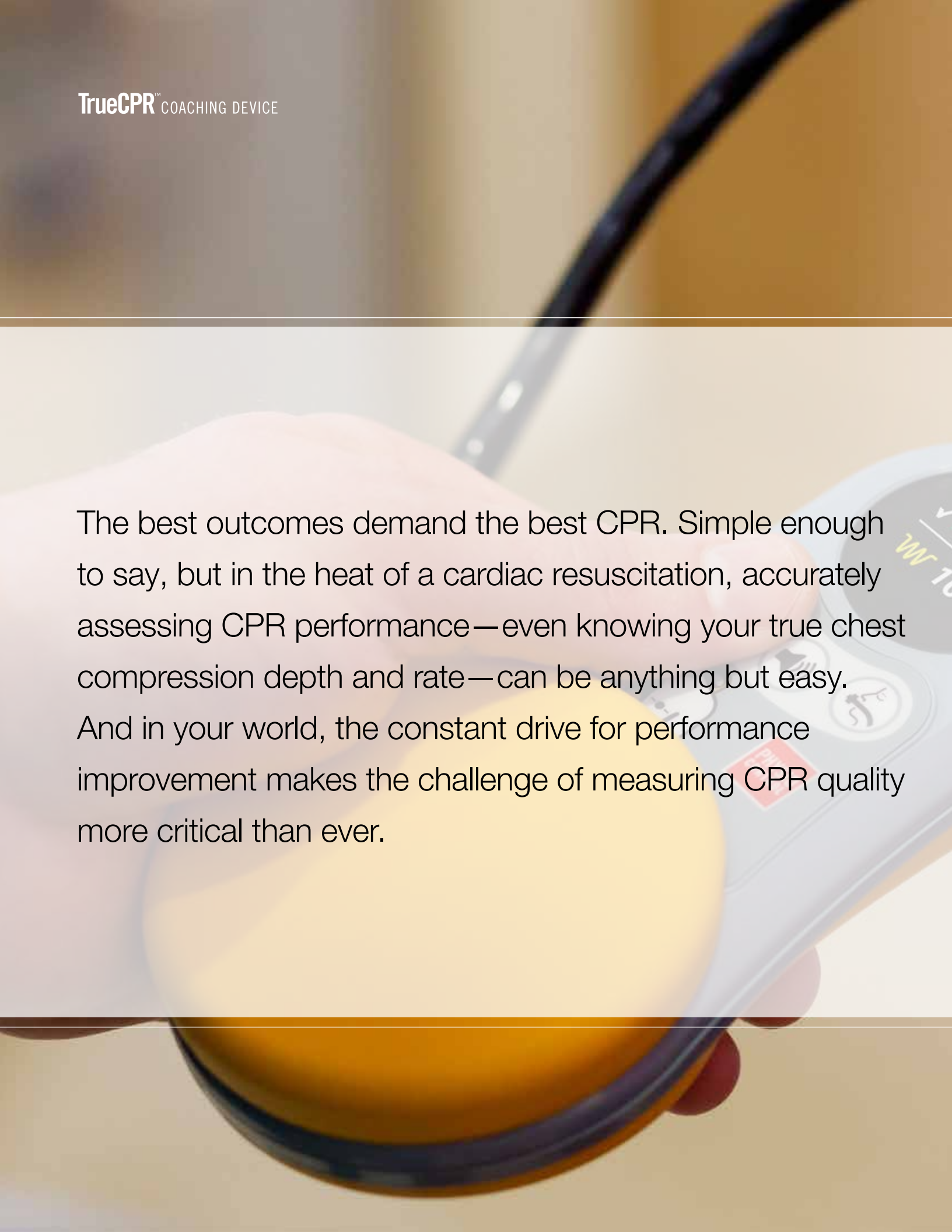




TrueCPR™ COACHING DEVICE

A close-up photograph of a hand holding a white and grey TrueCPR coaching device over a mannequin's chest. The device has a circular sensor on the chest and a control panel with a red button and a dial. The background is a soft, out-of-focus orange and yellow gradient.

The best outcomes demand the best CPR. Simple enough to say, but in the heat of a cardiac resuscitation, accurately assessing CPR performance—even knowing your true chest compression depth and rate—can be anything but easy. And in your world, the constant drive for performance improvement makes the challenge of measuring CPR quality more critical than ever.



Respond with TrueCPR Coaching Device from Physio-Control

TrueCPR helps your team optimize their manual CPR performance with the real-time feedback they need on the most critical resuscitation parameters. Created by Physio-Control, a leader in lifesaving technology for more than five decades, the TrueCPR coaching device can be used in conjunction with any brand defibrillator to measure actual chest compression depth. And, unlike accelerometer-based products which overestimate chest compression depth on compliant surfaces,^{1,2,3} TrueCPR delivers accurate CPR depth measurement through our proprietary Triaxial Field Induction (TFI) technology.

The result is a clearer picture of resuscitation performance—during compressions, after CPR, and in post-event review—and the power to help improve it for the future.

Our products have helped save tens of thousands of lives. We're proud to continue this work with the new TrueCPR coaching device.

High-quality feedback. At every stage.

Prompt. Effective. Consistent, with minimal interruptions. That's the level of CPR every responder and clinician wants to deliver. It's also a major focus of the 2010 AHA Guidelines and ERC Guidelines, which recommend developing a culture of high-quality resuscitation and quality improvement, including measurement, benchmarking, and establishing a feedback loop for response teams. TrueCPR can be a vital part of your improvement efforts, providing critical feedback for assessing CPR quality both during and after a resuscitation event.

During chest compressions

TrueCPR shows a CPR provider exactly how they're doing, right where they are looking—at the patient's chest. Compression depth and rate are displayed in real time on a highly visible dial. In addition, a CPR metronome and ventilation prompt helps guide responders to deliver compressions per Guidelines-recommended rates.

Immediately after an event

Important summary statistics such as average rate, percentage of compressions at the correct depth, hands-on time, and total event time are displayed on the easy-to-read TrueCPR dial and provide a snapshot of event performance.

Post-event review and debriefing

TrueCPR captures up to 180 minutes of CPR information, which can easily be assessed with Physio-Control data review software to help evaluate overall performance and establish a critical team feedback loop for continuous CPR improvement.

CPR Solutions from Physio-Control

In the hospital and in the field, Physio-Control technology helps emergency teams improve CPR quality no matter what situation they're facing. The TrueCPR coaching device is the latest in our range of innovative resuscitation products, which includes the LUCAS 2 chest compression system, CODE-STAT 9.0 data review software with CPR analytics, and defibrillator/monitors featuring capabilities like capnography and a CPR metronome.

Learn more at physio-control.com/CPRsolution



True depth measurement

TrueCPR is the only CPR feedback device that uses Triaxial Field Induction (TFI), a proprietary technology from Physio-Control. During CPR, TFI uses three-dimensional magnetic fields to pinpoint the distance between two objects—the chest pad and the back pad—to accurately measure chest compression depth and provide high-quality feedback in real time. And because we know the chest pad won't always be directly above the back pad during resuscitation events, TrueCPR is designed to compensate for inexact alignment and still accurately measure compression depth.

The real-time feedback delivered through our innovative TFI technology is a real advantage in the midst of a resuscitation event, but the accurate chest compression measurements collected by TrueCPR also provide critical data for ongoing quality improvement initiatives.


Unique in the market

Most CPR-assist devices available today use an accelerometer to measure compression depth, but studies have shown that these devices overestimate chest compression depth on compliant surfaces, leading rescuers to provide compressions that are too shallow.^{1,2,3} However, TrueCPR utilizes our proprietary TFI technology, which has been shown to provide accurate feedback on compliant surfaces and guide rescuers to perform deeper compressions.³ Accelerometer-based devices can also be inaccurate during transport. In fact, some manufacturers' user manuals explicitly state that their devices should not be used when a patient is moving.^{4,5} Because TrueCPR is designed to work in the environments rescuers work in every day, it has been tested and shown to be accurate during in-motion scenarios.


Soft surfaces shouldn't make CPR less effective

Unlike accelerometer-based devices that suffer from inaccuracy on soft surfaces,^{1,2,3} TrueCPR's TFI technology performs effectively when used on softer surfaces.


TrueCPR device uses Triaxial Field Induction to measure actual compression depth



During compression magnetic fields precisely track the distance between chest and back pad.



The magnets fire in rapid sequence during chest compressions.



A unique algorithm accommodates variations in alignment between back and chest pads.



Simple to use. Simple to own.

Low Cost of Ownership

There are no disposable electrodes or accessories to replace

Carry

Portable and attaches easily to straps or other devices

Apply

Just slide the back pad behind patient and position device

Read

Highly visible dial displays real-time feedback

Review

Quickly download data via USB for post-event review

Clean

Water resistant and easy to clean

Store

Small footprint provides simple storage

Charge

Runs for up to 180 minutes on Duracell® batteries



TrueCPR™ COACHING DEVICE

A more responsive approach to CPR.

TrueCPR is part of a new generation of lifesaving innovation from Physio-Control, the emergency medical response company. For more than 55 years, an unrivaled commitment to quality has made us the global leader in defibrillation and the equipment manufacturer of choice for EMS and hospital teams worldwide. We envision a society in which no person dies suddenly as a result of a cardiorespiratory event.

Like every product we deliver, TrueCPR is based on the real-world needs of teams like yours—designed to help you respond to a need for greater efficiency, the mandate to improve performance, and the ultimate goal of ensuring better outcomes for your patients.

PHYSIO-CONTROL
MBO®
Electrodes

SPECIFICATIONS

GENERAL

TrueCPR Coaching Device has two main operating modes:

- **CPR Feedback Mode:** Provides rescuers with real-time feedback on chest compressions during cardiopulmonary resuscitation (CPR) in accordance with current CPR guidelines. Within the CPR Feedback Mode, there are intubated and non-intubated modes.

- **Event Review Mode:** Two event review screens display data for the most recent device use.

Ventilation Prompts: 2 ventilation prompts every 30 compressions in No Airway mode. No ventilation prompts in Airway mode.

Compression Depth: Target depth range of 5 to 6 cm (2 to 2.5 in).

Metronome Rate: 104.4 ± 1 compressions per minute, consistent with AHA and ERC guidelines.

PHYSICAL CHARACTERISTICS

Weight: Less than 0.75 kg (1.65 lb) with batteries installed.

Chest Pad:

- **Height:** 35.0 mm (1.38 in)
- **Length:** 225.6 mm (8.88 in)
- **Width:** 83.0 mm (3.27 in)

Back Pad:

- **Height:** 74.0 mm (2.91 in)
- **Length:** 266.0 mm (10.47 in)
- **Width:** 100 mm (3.94 in)
- **Thickness (paddle):** 21 mm (0.83 in)

The exposed surfaces of the TrueCPR Coaching Device are not made with natural rubber latex.

- IP55

DISPLAY

Size (active viewing area): 35.1 mm (1.38 in).

Resolution: Display type 220 x 220 pixels, color TFT with LED backlight.

DATA MANAGEMENT

The TrueCPR device can store compression data for three 60-minute sessions, or up to six sessions totaling 180 minutes. When all available memory has been used, the data from the oldest use is overwritten automatically.

Data can be transferred to a computer with TrueCPR device-compatible software via USB connection. Event reports can be printed directly from the software.

BATTERY

Battery Type: 2 Duracell nonrechargeable DL123 cells.

Operating Time: 180 minutes at room temperature with new batteries.

Battery Indicator: Appears when remaining battery capacity is less than 25 minutes of operation.

Battery Readiness Indicator: Flashing LED on back pad handle indicates battery capacity is sufficient for at least 25 minutes of operation. **Note:** LED flashes approximately once every 4 seconds.

Physio-Control Family of Products and Services

Defibrillators/Monitors



LIFEPAK CR® Plus Automated External Defibrillator

Featuring the same advanced technology trusted by emergency medical professionals—yet simple to use—the fully automatic LIFEPAK CR Plus AED is designed specifically for the first person to respond to a victim of sudden cardiac arrest.



LIFEPAK® 1000 Defibrillator

The LIFEPAK 1000 Defibrillator is a powerful and compact device designed to treat cardiac arrest patients and provide continuous cardiac monitoring capabilities. Built-in flexibility allows the 1000 to be programmed for use by first responders or professionals and enables care providers to change protocols as standards of care evolve.



LIFEPAK® 15 Monitor/Defibrillator

The LIFEPAK 15 monitor/defibrillator is the standard in emergency care for ALS teams who want the most clinically innovative, operationally effective and LIFEPAK TOUGH™ device available today. The 15 offers sophisticated clinical technologies with a rich array of features—like the most powerful escalating energy available (up to 360J), advanced monitoring parameters and a completely upgradable platform.



LIFEPAK® 20e Defibrillator/Monitor with CodeManagement Module®

Clinically advanced and packed with power, the LIFEPAK 20e defibrillator/monitor is highly intuitive for first responders, and also skillfully combines AED function with manual capability so that ACLS-trained clinicians can quickly and easily deliver advanced therapeutic care. The CodeManagement Module adds waveform capnography and wireless connectivity to enhance your hospital's ability to effectively manage resuscitations from preparedness through review.

CPR Assistance



LUCAS® 2 Chest Compression System

Designed to provide effective, consistent and uninterrupted compressions according to AHA Guidelines, LUCAS can be used on adult patients in out-of-hospital and hospital settings.



TrueCPR™ Coaching Device

TrueCPR helps your team optimize their manual CPR performance using simple real-time and post-event feedback on the most critical resuscitation parameters. It accurately measures compression depth through proprietary Triaxial Field Induction technology.

Information Management



LIFENET® System

The LIFENET System provides EMS and hospital care teams with reliable, quick access to clinical information through a secure, web-based platform, helping to improve patient care, flow and operational efficiency.

CODE-STAT™ Data Review Software

CODE-STAT data review software is a retrospective analysis tool that provides easy access to data, reports and post-event review.

Support



Physio-Control Service

As the world's leading provider of defibrillation technology, Physio-Control understands our responsibility to maintain the reliability of our lifesaving defibrillator/monitors. We have over 100 field-based technical service representatives worldwide. Physio-Control is committed to service 24/7, and to returning a customer's call within two hours to quickly assess the problem and find the best solution (U.S.). If needed, a technical service representative will be on-site within 24 hours (U.S.).

Contact your Physio-Control representative
to learn more about TrueCPR and discover what
it can mean to your resuscitation performance.

REFERENCES

- 1 Perkins G, Kocierz L, Smith S, et al. Compression feedback devices over estimate chest compression depth when performed on a bed. *Resuscitation*. 2009;80(1):79-82.
- 2 Nishisaki A, Nysaether J, Sutton R, et al. Effect of mattress deflection on CPR quality assessment for older children and adolescents. *Resuscitation*. 2009;80(5):540-545.
- 3 Banville I, Rose L, O'Hearn P, et al. Abstract 217: Quality of CPR Performed on a Mattress Can Be Improved with a Novel CPR Feedback Device. *Circulation*. 2011;124:A217.
- 4 Philips® HeartStart MRx Instruction for Use, Edition 1, April 2009.
- 5 ZOLL® X Series Operator's Guide (9650-001355-01) Rev B, February 2012.

All claims valid as of September 2013. If patient is on a mattress, place a backboard beneath the patient according to standard protocols.
For further information please contact your local Physio-Control representative or visit our website at www.physio-control.com



Physio-Control Headquarters

11811 Willows Road NE
Redmond, WA 98052
www.physio-control.com

Customer Support

P. O. Box 97006
Redmond, WA 98073
Toll free 800 442 1142
Fax 800 426 8049



Physio-Control, Inc., 11811 Willows Road NE, Redmond, WA 98052