



Lithium-ion Rechargeable Battery

For use with the **LIFEPAK® 15 Monitor/Defibrillator**

BATTERY INSTRUCTIONS

Physio-Control, Inc. 11811 Willows Road NE Redmond, WA 98052 USA Telephone: 425.867.4000 Toll Free (USA only): 800.442.1142 Fax: 425.867.4121 www.physio-control.com	Physio-Control Australia Pty Ltd Suite 4.01 15 Orion Road Lane Cove NSW 2066 Australia
--	--

	Physio-Control, Inc., 11811 Willows Road NE Redmond, WA 98052 USA	
	Physio-Control Operations Netherlands B.V. Galjoenweg 68, 6222 NV Maastricht, The Netherlands	

©2015 Physio-Control, Inc. LIFEPAK and REDI-CHARGE are registered trademarks of Physio-Control, Inc.

Publication date: 06/2015 PN 3208169-003

English

This document describes important information about the rechargeable Lithium-ion (Li-ion) battery for use with the LIFEPAK 15 monitor/defibrillator.

Storing the Battery

Li-ion batteries self-discharge during storage.

If you store the battery:

- Do not remove the **Charge Before Use** label to indicate that the battery has not yet been charged.
- Store batteries at temperatures between 20°–25°C (68°–77°F). Lower temperatures within the recommended range reduce the battery self-discharge rate and increase battery life.
- Fully charge the battery by the Charge By date printed on the battery box label or within 12 months of receipt, whichever comes first.
- Fully recharge the battery and place into service no later than 12 months after the initial charge.

WARNING

POSSIBLE LOSS OF POWER DURING PATIENT CARE:

Stored batteries lose charge. Failure to charge a stored battery before use may cause device power failure without warning. Always charge a stored battery before placing it in active use.








Charging the Battery

- Charge the battery before use.
- Remove the **Charge Before Use** label prior to placing the battery in the charger.
- Charge the battery using the LIFEPAK 15 monitor/defibrillator Station Li-ion battery charger, the Mobile Li-ion battery charger, the REDI-CHARGE® battery charger, or the LIFEPAK 15 monitor/defibrillator if the defibrillator is equipped with a power adapter. See the *LIFEPAK 15 Monitor/Defibrillator Operating Instructions* for more information.
- The battery fuel gauge does not function until the battery is charged.

For information about how to charge the battery, see the *Instructions for Use* provided with your battery charger. For information about battery maintenance and disposal, and using the battery with the LIFEPAK 15 monitor/defibrillator, see the *LIFEPAK 15 Monitor/Defibrillator Operating Instructions*.

Symbols

The following symbols are found on the battery.

SYMBOL	DESCRIPTION
	Attention, consult accompanying documents.
	Rechargeable battery
	Battery for use with the LIFEPAK 15 monitor/defibrillator.
	Do not place near an open flame, heat above 100°C (212°F), or incinerate.
	Do not crush, puncture, or disassemble.
	Mark of conformity to applicable European Directives
	Do not dispose of this product in the unsorted municipal waste stream. Dispose of this product according to local regulations. For information on recycling this product, see www.physio-control.com/recycling or contact your local Physio-Control representative.
PN	Part number
REF	Catalog number
LOT	Lot number (batch code) in YYYY-MM-DD or YYWW format